




# LOW FREQUENCY HYBRID INVERTER

Built-in MPPT solar charge controller 80A/100A/120A/150A

Support mobile APP, can monitor and set inverter parameters



- 1 Battery input positive
- 2 Battery input negative
- 3 AC input overcurrent switch protector
- 4 RS485 WIFI Network interface (Optional)
- 5 Cooling fan
- 6 AC Input neutral (Blue)
- 7 AC input live (Brown)
- 8 AC Input & output ground (Yellow-Green)
- 9 AC Output Neutral (Blue)
- 10 AC output live (Brown)
- 11 Solar input Positive (+)
- 12 Solar input negative (-)

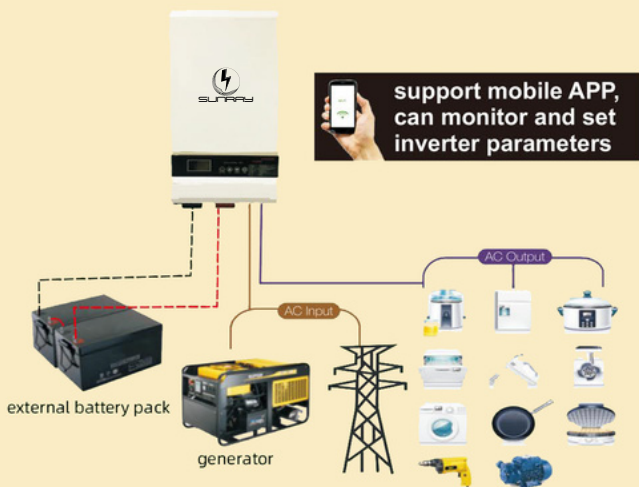


1. AC output is the mains standard
2. Purifies the harmonic pollution of the mains
3. protects the safety of electrical equipment and users
4. Improves the operation quality of electrical equipment and saves energy

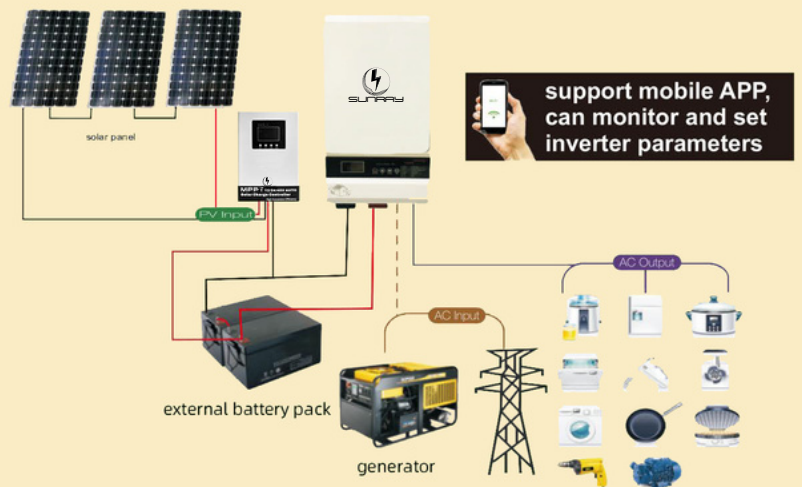
### Cooling system

1. Intelligently control fan, when the temperature  $>45^{\circ}\text{C}$  automatically turn on,  $<45^{\circ}\text{C}$  closed, when the temperature is higher, the fan speed faster.
2. The load power  $>50\%$  turn on,  $<50\%$  closed
3. AC charge current  $>10\text{A}$  turn on,  $<10\text{A}$  closed

Can set battery high voltage protection and low voltage protection, float charge and equalize charge, compatible with different types of batteries.



**1. CITY POWER PRIORITY  
(AC FIRST)**



**2. BATTERY PRIORITY  
(DC FIRST)**

# SPECIFICATION

Model		1000W	1500W	2000W	3000W	4000W	5000W	6000W	8000W	10000W	12000W
Input	Rated capacity	1000W	1500W	2000W	3000W	4000W	5000W	6000W	8000W	10000W	12000W
	Peak Power	3000W	4500W	6000W	9000W	12000W	15000W	18000W	24000W	30000W	36000W
	Commercial Power Range	110VAC: 83V - 137VAC 220VAC: 165V - 275VAC			120VAC: 90V - 150V 230VAC: 173V - 287V			220VAC: 176V - 264VAC 230VAC: 184V - 276VAC			
	AC Frequency Range	45-65HZ									
	Efficiency	85%									
MPPT Solar Controller	MPPT Solar Controller	30A/50A			50A/60A/80A			80A/100A/120A/150A			
	Solar Input Power	360W/720W/1200W			1200/1440/2400/2880/3840W			3840W/4800W/9600W			
	Solar Input Voltage (Max)	12VDC/24VDC:130V			48VDC:160V			96VDC:280V			
Battery	Type	Lead-acid battery / GEL battery / Lithium battery									
	DC Voltage	12VDC/24VDC			24VDC/48VDC			48VDC/96VDC			
	Input Voltage Range	12VDC: 10.5 - 15VDC		24VDC: 21-30VDC		48VDC: 42-60VDC		96VDC: 84-120VDC			
	Floating Charge Set	12.9 ~ 13.6V (1PCS Battery) can be set									
	Low Voltage Restored	12VDC: 12.6 - 14.4VDC 24VDC: 25.2 - 28.8VDC			48VDC: 50.4 - 57.6VDC 96VDC: 100.8 - 115.2VDC						
	Low Voltage Shutdown Set	12VDC: 10-10.9V		24VDC: 20-21.8VDC		48VDC: 40-43		96VDC: 84 - 120VDC			
	Over Voltage Protection	12VDC: 16.7V			24VDC: 33.4V		48VDC: 66.8V				
	Over Voltage Alarm	12VDC: 15VDC			24VDC: 30V		48VDC: 60V				
Charger	AC Charging	5A - 30A ( 40A-50A-60A-70A Optional)									
Output	Capable of Starting Electric Motor	0.5HP	1HP	1.5HP		2HP		3HP			
	AVR Voltage Range (VAC)	110/120/220/230/240 ± 10% (Auto-sensing)								Without	
	Transfer Time	Typical: 5ms (Including Detection Time)									
	Temperature Protection	≥ 85°C alarm ≥ 95°C Machine Shut Off									
	Overload	IPS Automatically Shut Down if Overload Exceeds 120% of normal Value for 10 seconds, IPS Automatically Resume Work if Overload Comes to Rated Load.									
	Waveform	Pure Sine Wave									
	Frequency	Commercial Power Supply: Shared Frequency With the Commercial Inversion State: 60/50 ± 0.5									
	Output Frequency Range (Electric Supply Mode)	Tracking Automatically									

# SPECIFICATION

<b>Temperature</b>	<b>Operating Temperature</b>	0°C ~ 70°C									
	<b>Thermal Method</b>	Cooling Fan in intelligent control ≤ 42°C fan rotates slowly to ≥ 45°C fan rotates fast									
<b>Appearance</b>	<b>External Size (mm) L*W*H</b>	510x295x225mm			645x325x215mm			765x320x250mm			
	<b>Gross Size (mm) L*W*H</b>	560x380x280mm			730x400x290mm			850x405x320mm			
	<b>Net Weight (Kg)</b>	14	15	18	20	31	34	35	50	52	56
	<b>Gross Weight (Kg)</b>	16	17	20	22	34	37	39	54	56	60