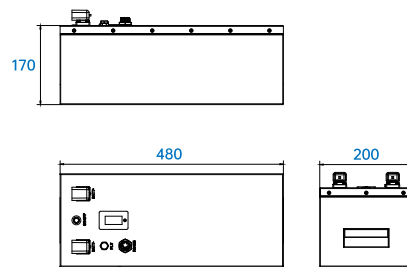


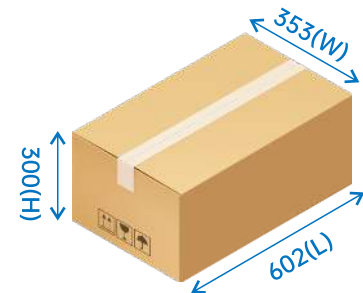
▶ Product Appearance



▶ Product Size



▶ Packaging Size



Net Weight: 23.8±0.5kg

Gross Weight: 26.3±0.5kg

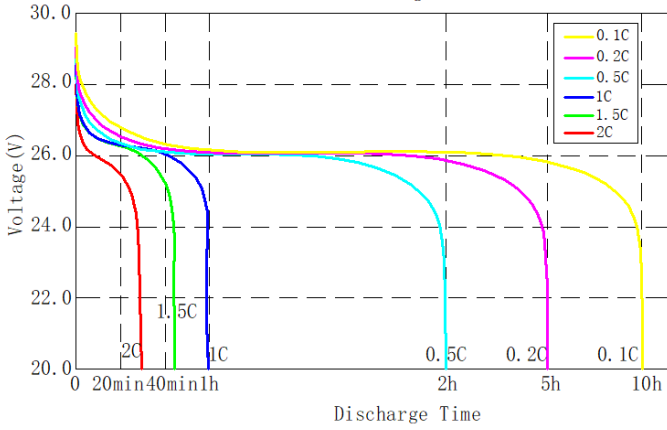
▶ Features

- A grade brand new prismatic LiFePO₄ cells
- > 6000 cycles @80% DOD(25°C, 0.5C)
- Over charge, over discharge, over temperature, low temperature, over current and short circuit protection
- LCD display screen to monitor cell SOC, voltage, temperature and alarm status
- Cell balance function
- Metal Case, excellent heat dissipation, more safety
- Certificate: UN38.3, MSDS, IEC62619
- Max 2 battery packs can be connected in series/parallel

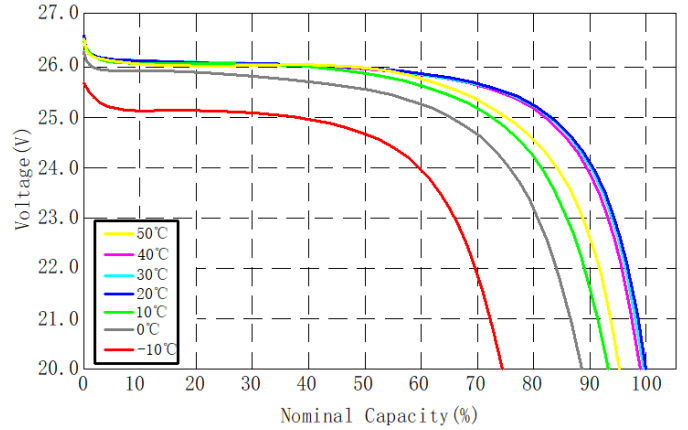
▶ Electrical Characteristics

Model	LFP2.56KWH25.6V-P65L3
Electrical Parameter	
Battery type	LiFePO ₄
Nominal voltage	25.6V
Nominal capacity	100Ah
Energy	2560Wh
Pack mode	8S1P
Continuous discharge current	50A
Charge cut-off voltage	28.8V
Discharge cut-off voltage	20.8V
Max. charge current	100A
Max. discharge current	100A
Peak discharge current	120A
Recommend discharge current	50A
Recommend discharge depth	80%
Cycle life	> 6000 cycles (25°C, 0.5C) 80%DOD
Environmental Parameter	
Charge & discharge temperature	Charge: 0°C~+55°C Discharge: -20°C~+60°C
Optimal storage temperature	5°C ~ +35°C
Recommend humidity	40%-80%
Ingress protection	IP65
Mechanical Parameter	
Terminal	M6
Dimensions (LxWxH) (mm)	480x200x170
Weight (Kg)	23.8±0.5
Certificate	UN38.3, MSDS, IEC62619

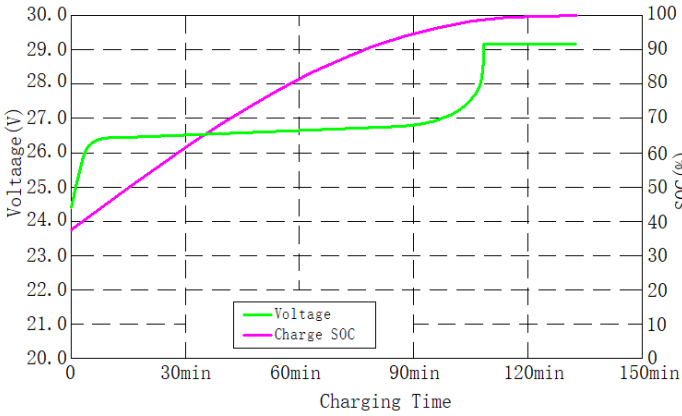
Different Rate Discharge Curve@25°C



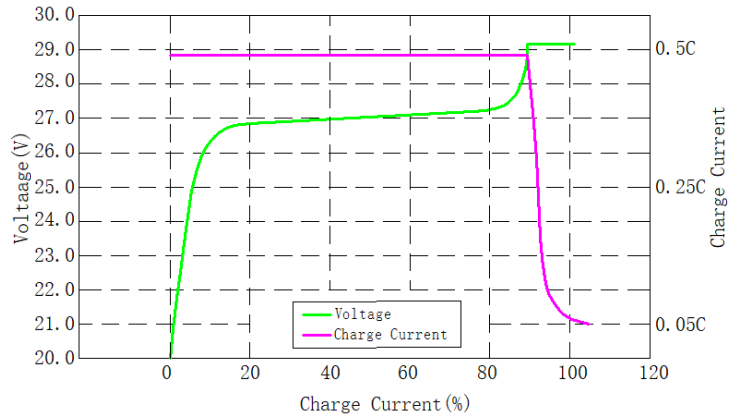
Different Temperature Discharge Curve@0.5C



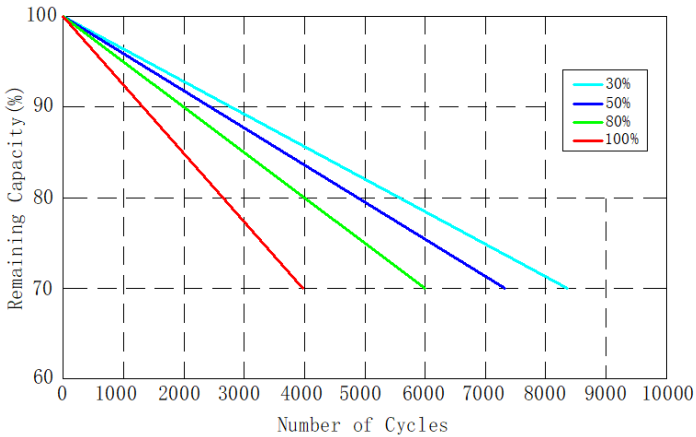
State of Charge Curve@0.5C 25°C



Charging Characteristics @0.5C 25°C



Different DOD Discharge Cycle Life Curve@0.5C 25°C



Different Temperature Self Discharge Curve

