

## High Temperature Deep Cycle GEL Battery

## HTB12-250

The HTB deep cycle gel battery adopts the advanced developed nano gel electrolyte with super-C additive plus heavy duty plates design inside. It has a longer service life even deep cycle discharge use and can provide optimum and reliable service under extreme condition such as high temperature and frequent power failure, thus it is highly suited for tropical area in outdoor applications such as Telecom BTS stations and Off-grid PV system.

<b>12V</b> Voltage	<b>250Ah</b> Capacity	<b>Gel</b> Technology	<b>Deep</b> Cycle
-----------------------	--------------------------	--------------------------	----------------------



### COMPLIED STANDARDS

IEC 60896-21/22    JIS C8704  
IEC61427            BS6290 part4  
GB/T 19638        CE/ISO

### GENERAL FEATURES

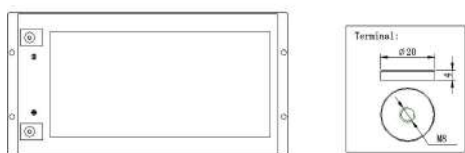
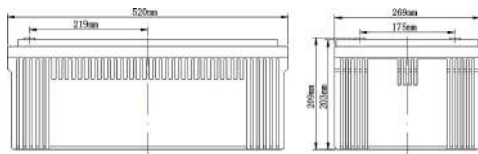
- Able to operate at 40-60°C
- Integrated design to ensure the best uniformity and reliability
- Longer life and higher stability under high temp. environment (no air-con needed)
- Super-C additives: Deep discharge recovery capability, 1600cycles @50%DOD

### APPLICATIONS

- BTS Stations
- Solar & Wind energy system
- UPS system
- Telecom systems
- Wheel chair, Golf cart

### DIMENSIONS & WEIGHT

Length (mm)	520±1
Width (mm)	269±1
Height (mm)	203±1
Total Height (mm)	209±1
Weight (kg)	71.3±3%



### TECHNICAL SPECIFICATIONS

Nominal Voltage		12V (6 cells per unit)
Design Floating Life @25°C		20 Years
Nominal Capacity @25°C (20 hour rate@12.5A,10.8V)		250Ah
Capacity @25°C	10hour rate (22.6A,10.8V)	226Ah
	5 hour rate (38.2A,10.5V)	191Ah
	1 hour rate (138.6A,9.6V)	138.2Ah
Internal Resistance	Full Charged Battery@25°C	≤1.5mΩ
Ambient Temperature	Discharge	-25°C~60°C
	Charge	-25°C~60°C
	Storage	-25°C~60°C
Max.Discharge Current@25°C		1440A(5s)
Capacity affected by Temperature (10 hour)	40°C	108%
	25°C	100%
	0°C	90%
	-15°C	70%
Self-Discharge@25°C per Month		3%
Charge (Constant Voltage) @25°C	Standby Use	Initial Charging Current Less than 55.0A Voltage 13.6-13.8V
	Cycle Use	Initial Charging Current Less than 55.0A Voltage 14.4-14.9V

### BATTERY DISCHARGE TABEL

#### Discharge Constant Current per Cell (Amperes at 25°C)

F.V/Time	15min	30min	45min	1h	2h	3h	5h	8h	10h	20h	100h
1.60V	374.9	223.1	158.4	138.6	84.6	59.4	40.4	26.7	24.2	13.4	2.88
1.65V	368.1	219.0	155.5	136.1	83.1	58.3	39.7	26.2	23.8	13.1	2.82
1.70V	361.2	215.0	152.6	133.6	81.5	57.2	38.9	25.7	23.4	12.9	2.77
1.75V	354.4	210.9	149.8	131.0	80.0	56.2	38.2	25.2	23.0	12.7	2.72
1.80V	340.8	202.8	144.0	126.0	76.9	54.0	36.7	24.2	22.6	12.5	2.66

#### Discharge Constant Power per Cell (Watts at 25°C)

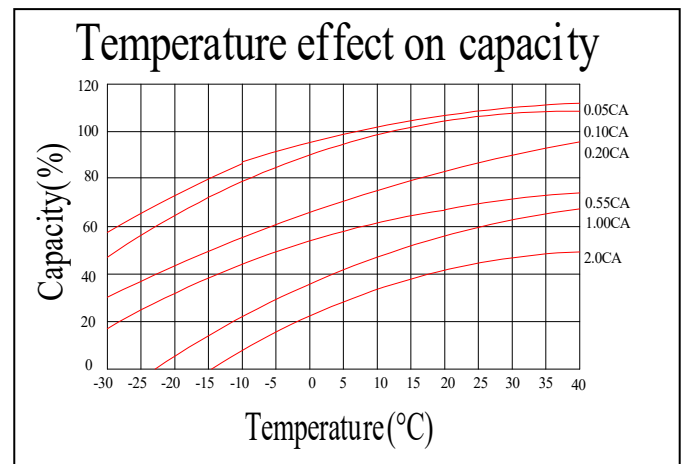
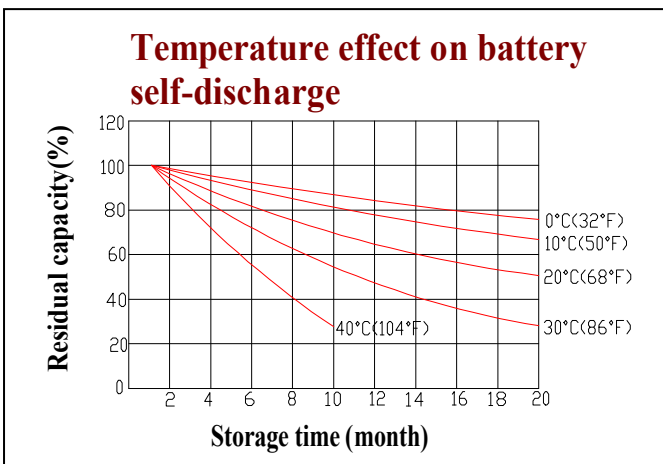
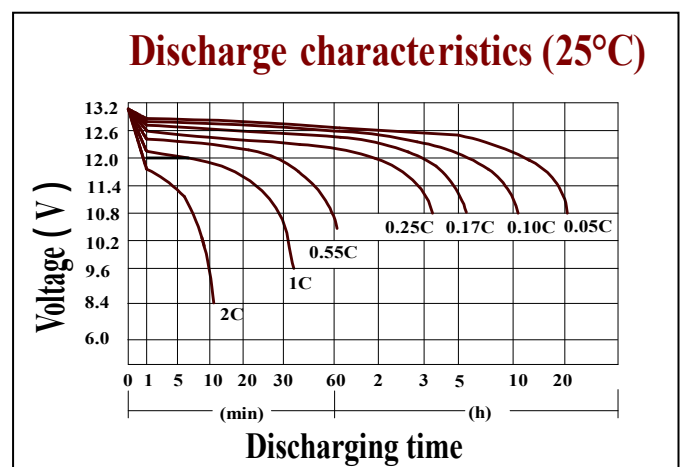
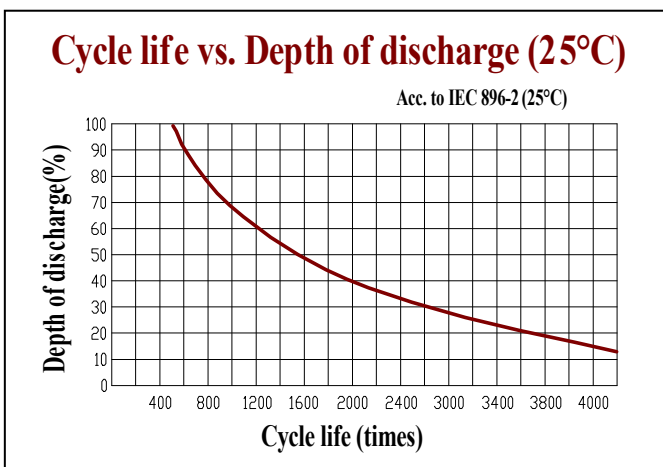
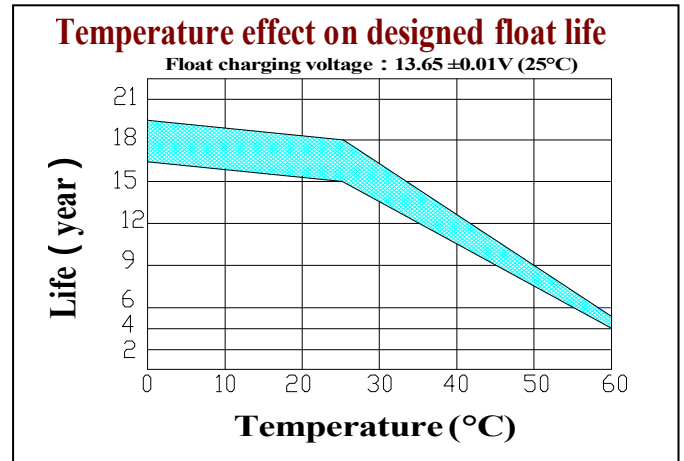
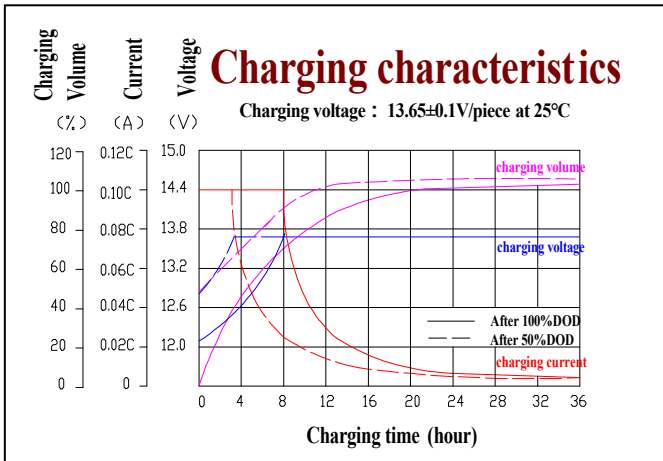
F.V/Time	15min	30min	45min	1h	2h	3h	5h	8h	10h	20h	100h
1.60V	721.6	429.4	304.9	266.8	162.9	114.3	77.8	51.3	45.7	24.9	5.54
1.65V	708.5	421.6	299.4	262.0	159.9	112.3	76.3	50.4	44.9	24.5	5.44
1.70V	695.4	413.8	293.8	257.1	157.0	110.2	74.9	49.5	44.1	24.0	5.33
1.75V	682.3	406.0	288.3	252.3	154.0	108.1	73.5	48.5	43.2	23.6	5.23
1.80V	656.0	390.4	277.2	242.6	148.1	104.0	70.7	46.7	41.6	23.1	5.13

**Note** The above data are average values, and can be obtained within 3 charge/discharge cycles. These are not minimum values. Cell and battery designs/specifications are subject to modification without notice.

# High Temperature Deep Cycle GEL Battery

# HTB12-250

## PERFORMANCE CHARACTERISTICS



## BATTERY CONSTRUCTION

Component	Positive plate	Negative plate	Container & Cover	Safety valve	Terminal	Separator	Electrolyte	Pillar seal
Features	Thick high Sn low Ca grid with special paste	Balanced Pb-Ca grid for improved recombination efficiency	Fire resistant ABS (UL94-V0 optional)	Flame Si-Rubber and aging resistance	Female Copper Insert M8	Advanced PVC /AGM separator for high pressure cell design	Silicon Gel import from Germany	Two layers epoxy resin seal