



MA Series-General Purpose MA 12-150(12V150Ah)

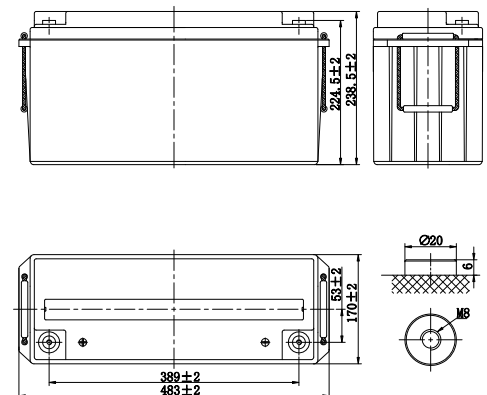


Specifications

Rated Voltage	12V	
Nominal Capacity	150.0Ah	(C ₁₀ , 1.80V/cell)
Dimension	Length	483±2mm (19.0 inches)
	Width	170±2mm (6.69 inches)
	Container Height	238.5±2mm (9.39 inches)
	Total Height	238.5±2mm (9.39 inches)
Approx Weight	43.2 Kg (95.3 lbs)	
Terminal	M8	
Container Material	ABS	
Rated Capacity (25°C)	157.6 Ah	(20hr, 7.88A, 1.80V/cell)
	150.0 Ah	(10hr, 15.0A, 1.80V/cell)
	136.5Ah	(5hr, 27.3A, 1.75V/cell)
	124.2 Ah	(3hr, 41.4A, 1.75V/cell)
	95.6 Ah	(1hr, 95.6A, 1.60V/cell)
Max. Discharge Current	1500A (5s)	
Internal Resistance (25°C)	Approx 3.5mΩ	
Operating Temp. Range	Discharge	-15 ~ 50°C (5 ~ 122°F)
	Charge	-20 ~ 40°C (-4 ~ 104°F)
	Storage	-15 ~ 40°C (5 ~ 104°F)
Nominal Operating Temp. Range	25±3°C (77±5°F)	
Cycle Use	Initial Charging Current less than 45.0A. Voltage 14.4V~15.0V at 25°C(77°F)Temp. Coefficient -30mV/°C	
	Initial Charging Current less than 45.0A. Voltage 13.5V~13.8V at 25°C(77°F)Temp. Coefficient -20mV/°C	
Effect of temp. to Capacity	40°C (104°F)	103%
	25°C (77°F)	100%
	0°C (32°F)	86%
Self Discharge	LP series batteries may be stored for up to 6 months at 25°C(77°F) and then a freshening charge is required. For higher temperatures the time interval will be shorter.	



Layout



Constant Current Discharge (Amperes) at 25 °C (77°F)

F.V/Time	5min	10min	15min	20min	30min	45min	1h	1.5h	2h	3h	4h	5h	6h	8h	10h	20h
1.85V/cell	305.9	217.5	192.4	151.3	135.3	98.9	83.8	60.7	51.1	37.5	29.4	25.5	22.5	17.3	14.3	7.60
1.80V/cell	347.8	246.9	218.0	171.1	147.3	104.8	86.8	62.8	52.7	40.7	31.4	26.8	24.2	18.2	15.0	7.88
1.75V/cell	377.8	267.7	236.0	184.7	150.3	108.6	91.1	66.0	55.5	41.4	32.0	27.3	24.3	18.3	15.2	7.95
1.70V/cell	403.9	285.4	250.7	195.8	153.3	110.8	92.9	67.3	56.6	42.2	32.5	27.8	24.5	18.6	15.3	8.03
1.67V/cell	418.0	294.5	258.0	201.2	155.6	112.4	94.3	68.3	57.4	42.6	33.0	28.3	24.6	18.8	15.5	8.13
1.60V/cell	432.8	304.5	266.0	206.3	157.8	114.0	95.6	69.3	58.3	43.0	33.4	28.7	24.8	19.1	15.7	8.23

Constant Power Discharge (Watts/cell) at 25 °C (77°F)

F.V/Time	5min	10min	15min	20min	30min	45min	1h	1.5h	2h	3h	4h	5h	6h	8h	10h	20h
1.85V/cell	559.6	400.8	364.3	287.8	258.5	190.2	162.1	117.8	99.3	73.2	57.6	50.2	44.4	34.3	28.5	15.1
1.80V/cell	625.9	448.3	407.5	321.9	279.2	200.2	167.0	121.2	102.1	79.1	61.3	52.6	47.5	36.0	29.8	15.7
1.75V/cell	668.0	478.5	434.9	343.6	282.8	206.2	174.4	126.8	107.0	80.4	62.2	53.4	47.8	36.1	30.1	15.8
1.70V/cell	702.3	503.0	457.2	361.2	286.0	208.9	177.0	128.8	108.7	81.6	63.1	54.1	47.9	36.6	30.3	15.9
1.67V/cell	713.7	511.2	464.7	367.1	288.0	210.8	178.6	130.0	109.8	82.1	63.8	55.0	48.0	37.0	30.7	16.1
1.60V/cell	723.7	518.4	471.2	372.2	289.3	211.8	179.9	131.0	110.7	82.4	64.3	55.5	48.2	37.4	31.0	16.3



MA Series-General Purpose MA12-150(12V150Ah)

Applications

- All purpose
- Uninterruptable Power Supply (UPS)
- Electric Power System (EPS)
- Emergency backup power supply
- Alarm and security system
- Communication power supply
- DC power supply
- Auto control system

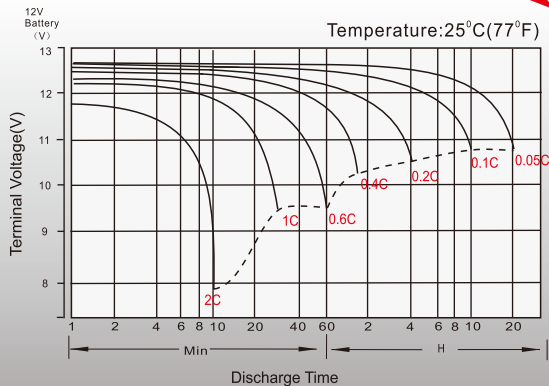
General Features

- 10 years design life(25°C)
- Special exhaust structure and sealing technology, safe and reliable, flexible installation, convenient maintenance
- PbCaSn alloy for plate grids: less gassing, less self-discharging
- High quality AGM separator: extend cycle life and prevent micro short circuit
- High purity raw material: ensure low self discharge rate

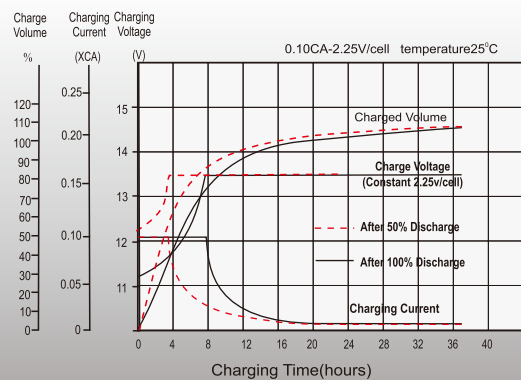
Standards

- Compliance with IEC 60896 standards, EU Battery Directive
- UL, CE Certified
- Manufactured in Leoch@IATF16949, ISO45001,ISO 9001 and ISO 14001 certified production facilities

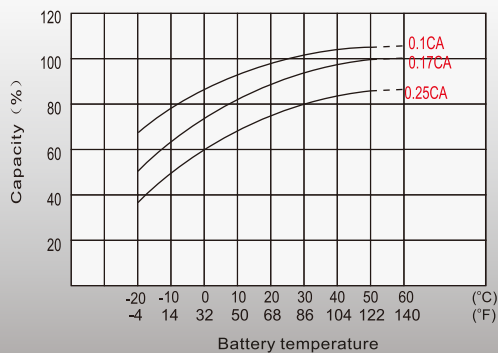
Discharge Characteristics



Float Charging Characteristics



Temperature Effects in Relation to Battery Capacity



Float Service Life

